

BIG RED RACE TRAINING

A SET OF DESERT TRAINING

EXPERIENCES FOR FIRST - TIME AND EXPERIENCED
DRIVERS

BIG RED
R A C I N G



EVALUATION MODULE

The intention of the evaluation module is that ALL participants in Big Red Racing Training will be evaluated in the following areas before starting any modules:

- Driving experience
- Anticipation
- Mechanical sympathy
- Pace

Having completed the up to 2 hour evaluation, supported by an instructor, Modules 1-5 can then be accessed having identified areas that require further development

LEVEL	ALL
VEHICLE	Stock 2023 Can-Am Maverick XRS X3
TIME	Up to 2 hours
DISTANCE	+/- 50km



MODULE 1

LEVEL	Beginner/Crew Requiring Refresher
VEHICLE	Stock 2023 Can-Am Maverick XRS X3
TIME	Half Day (Up to 3 hours)
DISTANCE	+/- 50km

1.1 Dune Orientation


- Dune shape– Linear / Crescent Dunes – identifying shapes of dune, shoulders and valleys
- Slip Slopes and Lead In Slope– identify shape of individual dunes
- Tracks – difference between fresh piste and tracks in terms of traction

1.2 Vehicle Preparation

- Seat Position– set up in relation to height and distance from steering/pedals
- Safety– Flag, first aid, fire extinguisher, other vehicles, phone, radio, key land marks
- Tire Pressures– for sand, gravel, rocks and combinations of terrains, including method of deflation
- Monitoring Vehicle Systems– temperatures of belt, temperatures of engine, fuel, dash

1.3 Dune Crossing – Stage 1

- Use of Valleys and Shoulders (low point) – lowest risk in order to cross dune
- Timing of Crossing– use of accelerator / brake to cross crest with optimum momentum
- Angle of Crossing– right angle versus at angle
- Use of Momentum– use of downslope to gather momentum
- Use of Gravity– use of slope to maintain momentum
- Loss of Vision Depth– time of day/colour of dunes
- Peripheral Vision – timing dune crossing by use of side window
- Use of crest – keeping height through hooking a wheel over crest
- Subkhas– dangers, pace, berms



MODULE 2

LEVEL	Intermediate: Completed Module 1 / Experienced Driver
VEHICLE	Stock 2023 Can-Am Maverick XRS X3
TIME	Half Day (Up to 3 hours)
DISTANCE	+/- 80km

2.1 Dune Crossing - Stage 2

- Reinforce Stage 1
- Use of Crest to Plan Exit– running along crest using height to plan safe exit point
- Use of Dune Contours to ‘Flow’–producing sinuous route using slip faces to circumnavigate drops
- Anticipation– reading dune orientation to anticipate next obstacle
- Observing ‘short/long’– ensuring once route is planned, observe ‘short’ (20-50m) in exiting dune before observing ‘long’ (50-150m) to plan next dune
- Route Planning using co-driver input– Employing co-driver to emphasise short and long observations
- Entry/exit angles of vehicle and capabilities to gather momentum
- Vegetation – danger and consequences of camel grass. Recognising vegetation influence on dune formation
- Pursuit Training – using behaviour e.g. brake light/vehicle attitude to guide pace and direction. Developing an understanding of vehicle capabilities and limitations

2.2 Recovery - Stage 1

- Tire Pressures– reducing pressures to aid traction
- STOP – Stop, Think, Observe, Plan
- Use of Gravity/Slope– using both when momentum is key
- Recovery Boards– positioning, correct use, recovery of boards
- Towing– kinetic tow ropes/soft shackles/recovery point/direction to tow/safety
- Shovel work– type of shovel, effective technique

2.3 Navigation - Stage 1

- GPS – familiarity of ERTF / Garmin GPS devices
- Use of Arrow- use of ERTF / Garmin GPS arrow to guide direction
- Use of tracks / landmarks– using a wide vision to assemble all aspects of direction and terrain



MODULE 3

LEVEL	Intermediate: Completed Module 2 / Experienced Driver
VEHICLE	Stock 2023 Can-Am Maverick XRS X3
TIME	Half Day (Up to 3 hours)
DISTANCE	+/- 80km

3.1 Navigation - Stage 2

- Familiarity of ERTF Unik1 GPS (FIA / ASO events)– building an understanding of all functions of device
- Legend of Road book– identifying key symbols and their respective meanings
- Application of Road book to ERTF Unik1 GPS- building a familiarity of the sequence of road book markings and applying to distance on ERTF
- Marking of Road Book– what to mark in order of importance
- Hidden Way Points– use of distance and a CAP heading to achieve masked waypoints (no arrow until +/- 1km)
- Use of Landmarks- using a wide vision to assemble all aspects of direction and terrain related to the road book e.g. mast/fence
- Use of Odometer– total and partial distances. Calculating and resetting distances

3.2 Dune Crossing - Stage 3

- Options for loss of momentum on dune ascent–early ‘bail’ to avoid getting stuck
- Maintaining height to maximise options / visibility–use of high point of crest to identify all options and plan route for both ‘short’ and ‘long’ distances
- Safely increasing pace– in terms of crew ability, terrain and vehicle capabilities
- Slip sloping– using slip faces to ‘flatten’ desert and increase ‘flow’

3.3 Recovery - Stage 2

- Reversing vehicle– using topography to ensure rear of vehicle is raised in preparation for gaining momentum going forward
- Use of co-driver signals to assist reversing–standardised signals for co-driver to use whilst stood in front of vehicle during reversing manoeuvres
- Using others to tow– Dangers, preparation and communications
- Towing others- Dangers, preparation and communications



MODULE 4

LEVEL	Expert: Completed Modules 1 - 3 / Experienced Competition Driver
VEHICLE	Stock 2023 Can-Am Maverick XRS X3
TIME	Half Day (Up to 6 hours)
DISTANCE	+/- 100km

4.1 Race Specific Information –Stage 1

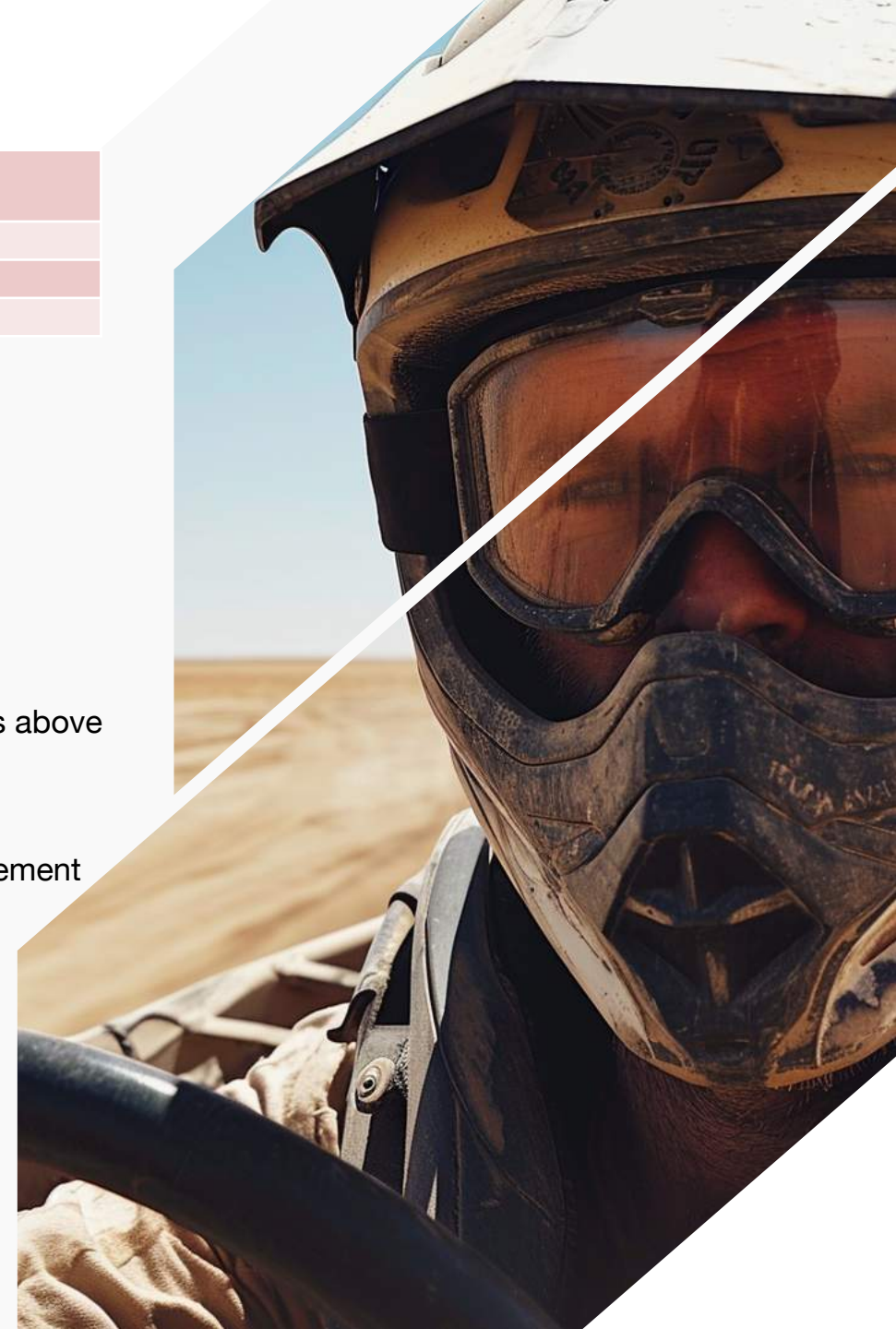
- Crew team work– composure, personalities, blend
- Fitness– Macro, meso, micro application to crew fitness in build up to events
- Entry– planning logistics, planning wider team, choosing vehicles, completing entry
- Shakedown– necessity, ideal use of
- Administration / Scrutineering– expectations for FIA / ASO events and relevant necessary documentation e.g. FIA Passport

4.2 Vehicle

- Mechanical sympathy– 4x4 heavier vehicle, reduced power and application of all dune skills above to reduce vehicle damage
- Gear selection and timing– in manual vehicles in approach to dune crest and post
- Diff lock use– occasion and timing/person to activate (if applicable)
- Monitoring vehicle systems– increase in levels of information for engine and vehicle management systems

4.3 Night Driving

- Use of auxiliary lighting– placement to maximise potential including brand and type used
- Spread of lighting– to maximise field of vision
- Track following techniques– sweeping to stay on track
- Pace– depending on visibility



MODULE 5

LEVEL	Expert: Completed Modules 1 - 4 /Experienced Competition/Pro Crew
VEHICLE	Stock 2023 Can-Am Maverick XRS X3
TIME	Half Day (Up to 6 hours)
DISTANCE	+/- 150km

5.1 Vehicle

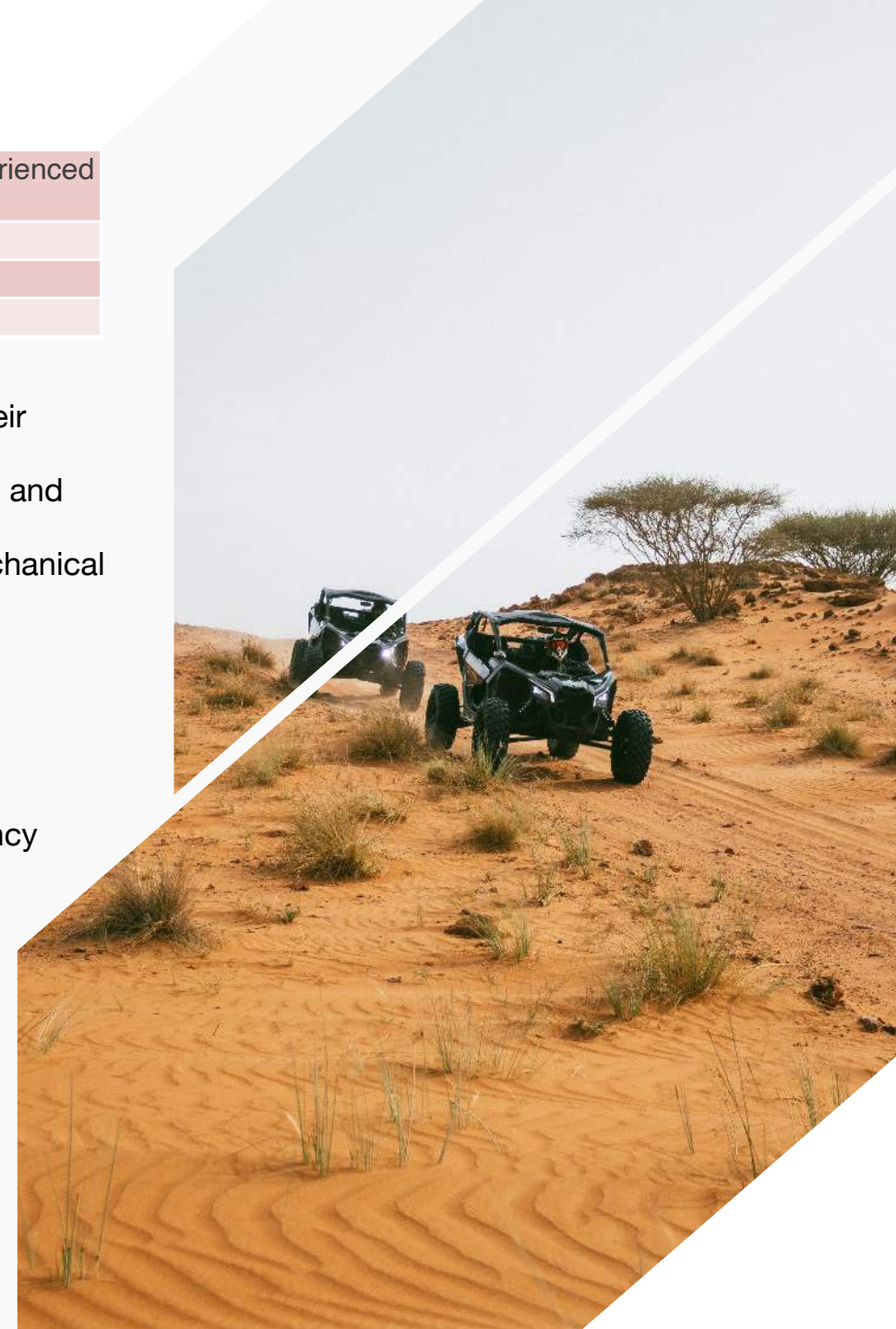
- Vehicle specific introduction– walk around vehicle familiarising crew with all aspects and their function
- Seat position– optimum position for driver and co-driver to allow access to vehicle systems and vision of terrain
- Mechanical– technical team to contribute to preparation of crew with ability to manage mechanical issues with vehicle

5.2 Race Specific Information -Stage 2

- Prologue– tactics, benefits, negatives
- Road Section (Liaison)– navigation, drivers, entertainment
- Special Stage– pace, tactics
- On Stage Diet and Nutrition– use of nutritional aids to minimise fatigue and increase efficiency
- Finish procedure– time cards, inflation, and liaison
- Bivouacs– Setup, and personal experience
- Wider team aspects– personalities, health and well-being, roles

5.3 Routes

- Al Badayer loop– +/- 50km
- Al Badayer to Fossil Rock (return)– 100km



INCLUDED

- Hiring of training vehicle(s)
- Hiring of a range of support vehicle(s)
- Technical support
- Fuel
- GPS hire
- Management and facilitation fees
- Big Red Race Training infrastructure and resources
- Debriefing and theory sessions
- Catering: all drinks and snacks during the training
- Hotel transfers

EXCLUDED

- Personal first aid and medical cover (Personal medical cover must be provided by the customer)
- Liability - as per Big Red Race Training Terms and Conditions, BRRT accepts no responsibility of personal injury
- Damage to vehicles
- Flights
- Accommodation (can be arranged if required from 100 Euro)

BIG RED RACE TRAINING

CONTACT US

BIG RED
R A C I N G

 www.bigreddxb.com

 racing@bigreddxb.com

+971 54 311 11 88

